


2015 AMADOR COUNTY



AGRICULTURAL CROP & LIVESTOCK REPORT

Amador Olive Oil

Cover photo of Amador Olive Oil, which celebrated its 20th year in 2015.

Amador Olive Oil was started in 1995 by Susan Bragstad. Susan started by harvesting olives from many historic olive groves throughout Amador County. In 1998 Susan purchased the historic Cuneo farm on Climax Road which had 170 ancient trees which she rejuvenated and added to by planting 170 new Italian variety trees. From a starting harvest of only three quarters of a ton, Amador Olive Oil has grown in the twenty years, to be sold in three sizes at the Amador County Farmer's Market and local shops and wineries.



August 16, 2016

Karen Ross, Secretary
California Department of Food and Agriculture
and
The Honorable Board of Supervisors
County of Amador

In accordance with the provisions of Section 2279 of the California Food and Agriculture Code, I am pleased to present Amador County's Annual Agricultural Crop and Livestock Report for 2015. The report represents estimated acreage, yield and gross value of agricultural products in Amador County.

The total gross production value for all agricultural commodities produced in 2015 was \$35,836,904. This is a 2.65% decrease from last year's production value of \$36,811,041 and represents the second consecutive year of lower total gross production values for Amador County. The primary decreases were timber at 56.69% and wine grapes at 7.23%.

The figures contained in this report represent gross values of agricultural commodities and do not reflect production costs or net returns to growers. These production values only partially reflect the overall measure of the economic impact agriculture has on the local economy. Processing, transporting, marketing and other farm-related services significantly multiply the value agriculture has to Amador County.

I wish to express my appreciation to the agricultural producers, organizations, and public agencies that have cooperated in providing data for this report. I would also like to express sincere thanks to my staff, especially Barry Clark who compiled the report.

Respectfully submitted,


Patricia M. Lesky
Agricultural Commissioner

AMADOR COUNTY

BOARD OF SUPERVISORS

BRIAN ONETO	DISTRICT V
JOHN PLASSE, CHAIRMAN	DISTRICT I
RICHARD M. FORSTER	DISTRICT II
LYNN A. MORGAN	DISTRICT III
LOUIS D. BOITANO	DISTRICT IV

DEPARTMENT OF AGRICULTURE

AGRICULTURAL COMMISSIONER
SEALER OF WEIGHTS AND MEASURES
PATRICIA M. LESKY

AGRICULTURAL AND STANDARDS INSPECTORS

BARRY P. CLARK
CARRIE R. BASSETT
BRIAN B. SNODGRASS

ADMINISTRATIVE SECRETARY

CAROLYN M. SCALABRINO

FRUIT AND NUT CROPS

	YEAR	HARVESTED ACRES	PROD. / ACRE	TOTAL UNITS	PRICE / UNIT	TOTAL VALUE
*WINE GRAPES	2015	4533	2.5	11333	\$1,291	\$14,630,903
	2014	3899	3.19	12438	\$1,268	\$15,771,384
WALNUTS	2015	148	0.57	84	\$2,116	\$177,744
	2014	239	0.36	86	\$4,091	\$351,826
**MISC	2015	126				\$304,307
	2014	100.5				\$173,343
TOTALS	2015					\$15,112,954
	2014					\$16,296,553

* Weighted Average Determination

** Olive Oil, Kiwis

FIELD CROPS

	YEAR	HARVESTED ACRES	PROD. / ACRE	TOTAL UNITS	PRICE/ UNIT	TOTAL VALUE
HAY, ALFALFA	2015	614	6.6	4052	\$207	\$838,036
	2014	451	6.57	2963	\$279	\$826,697
*HAY, GRAIN	2015	1135				\$574,986
	2014	903				\$521,428
**HAY, OTHER	2015	396.3				\$97,553
	2014	458				\$184,320
PASTURE IRRIGATED	2015	2050			\$95	\$194,750
	2014	2050			\$85	\$174,250
PASTURE & RANGE	2015	156801			\$35	\$5,488,035
	2014	156801			\$30	\$4,704,030
***MISC. CROPS	2015	353				\$231,393
	2014	316				\$255,903
TOTALS	2015					\$7,424,754
	2014					\$6,666,628

* Wheat For/Fod, Oats For/Fod

**Dry Land Hay, Ryegrass For/Fod

*** Sudan Grass, Corn For/Fod

LIVESTOCK AND POULTRY

	YEAR	NUMBER OF HEAD	WEIGHT (CWT)	PRICE/ HEAD	TOTAL VALUE
**CATTLE & CALVES	2015	12800	0	\$894	\$11,443,200
	2014	11700	0	\$995	\$11,641,500
**HOGS & PIGS	2015	25	0	\$141	\$3,534
	2014	25	0	\$153	\$3,825
**SHEEP & LAMBS	2015	2400	0	\$189	\$453,600
	2014	2300	0	\$152	\$348,833
**MEAT GOATS (Breeding)	2015	350	0	\$550	\$192,500
	2014	350	0	\$450	\$157,500
MEAT GOATS	2015	950	0	\$200	\$190,000
	2014	950	0	\$175	\$166,250
*MISC.	2015				\$365,924
	2014				\$363,518
TOTALS	2015				\$12,648,758
	2014				\$12,681,427

* Milk Goats, Rabbits, Game Birds, Poultry

** Sold by the head

LIVESTOCK AND POULTRY PRODUCTS	YEAR	TOTAL VALUE
WOOL, MOHAIR	2015	\$65,513
AND APIARY PRODUCTS	2014	\$71,809

MISCELLANEOUS

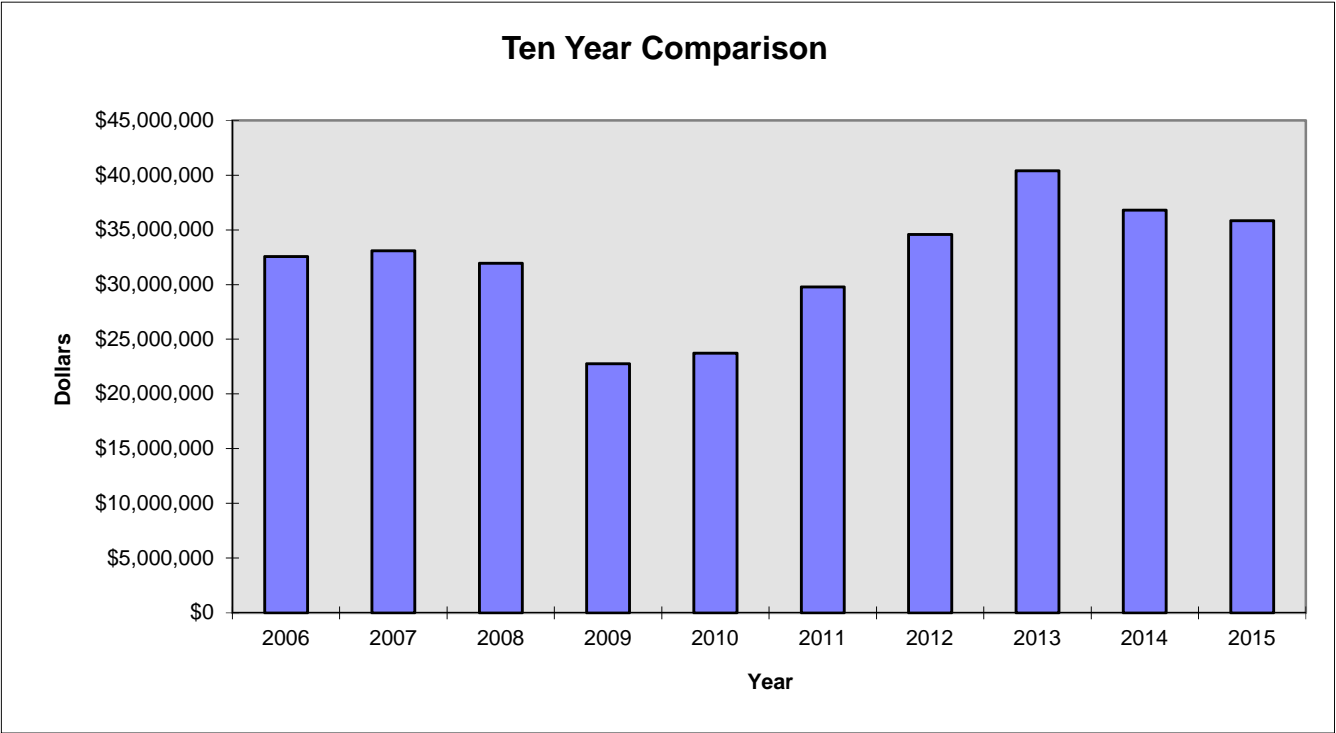
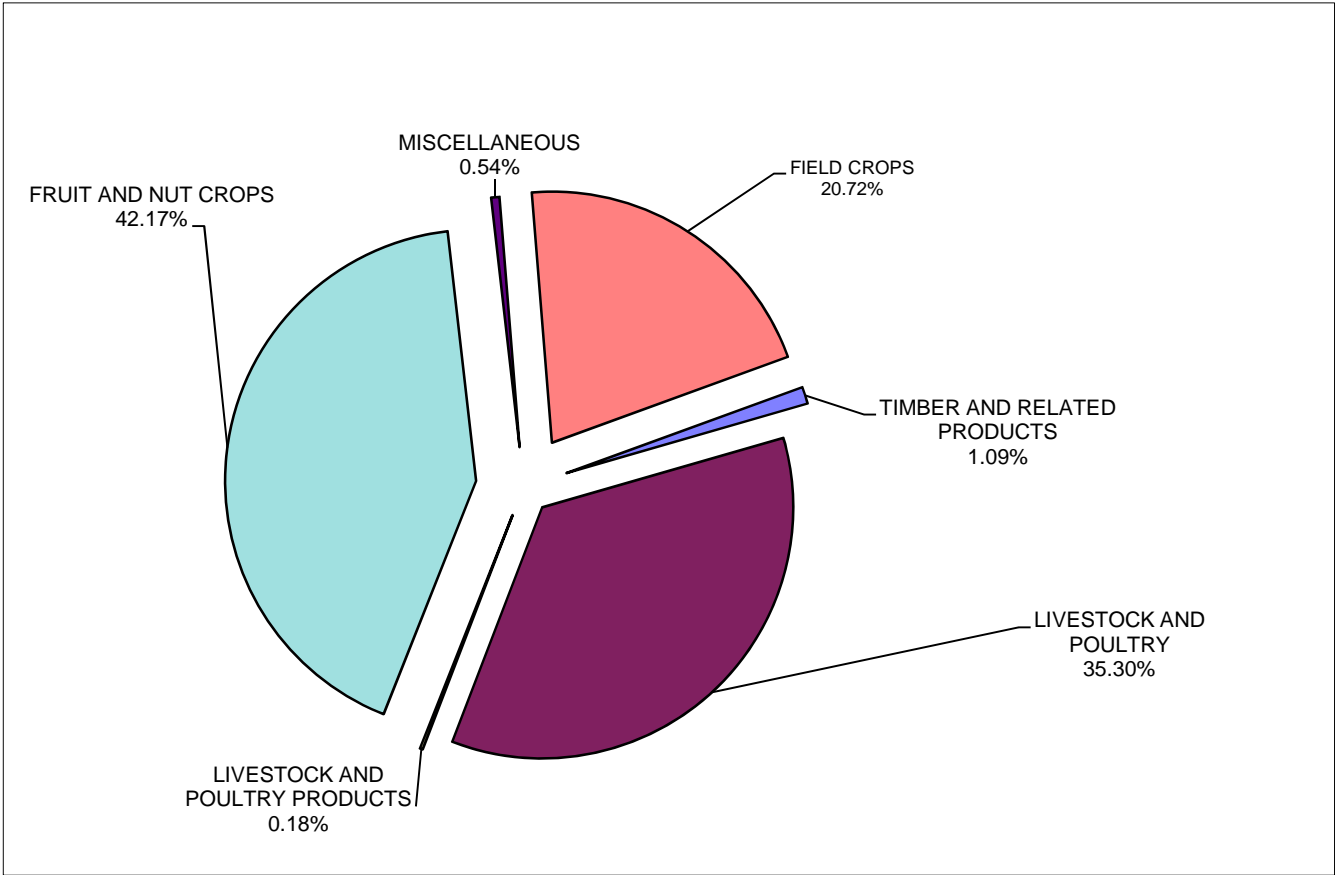
	YEAR	TOTAL VALUE
*~FRESH VEGETABLES	2015	\$56,000
	2014	\$38,250
CHRISTMAS TREES	2015	\$0
	2014	\$16,500
NURSERY STOCK	2015	\$138,600
	2014	\$138,600
TOTALS	2015	\$194,600
	2014	\$193,350

* Farmers Market, Pumpkins

~ Farmers Market increase reported by market manager

TIMBER AND RELATED PRODUCTS

YEAR	HARVESTED BOARD FEET	TOTAL VALUE
2015	1,753 MBF	\$390,325
2014	9,979 MBF	\$901,275



RECAPITULATION

	2014	2015
TIMBER AND RELATED PRODUCTS	\$901,275	\$390,325
LIVESTOCK AND POULTRY	\$12,681,427	\$12,648,758
FRUIT AND NUT CROPS	\$16,296,553	\$15,112,954
FIELD CROPS	\$6,666,628	\$7,424,754
MISCELLANEOUS	\$193,350	\$194,600
LIVESTOCK AND POULTRY PRODUCTS	\$71,809	\$65,513
GRAND TOTAL	\$36,811,041	\$35,836,904

STATISTICS

TOTAL LAND AREA	363500	acres
WILLIAMSON ACT LAND	93113	acres
EL DORADO NATIONAL FOREST	78079	acres
BLM LAND	8572	acres
TIMBER PRESERVE LAND	28021	acres
PASTURE AND RANGELAND	156801	acres
LAND IN FARMS	*155187	acres
FARMS IN COUNTY	*461	

* 2012 Census of Agriculture - County Data

TOTAL FOR THE PAST TEN YEARS

2006	\$32,557,563	2011	\$29,777,623
2007	\$33,075,168	2012	\$34,584,662
2008	\$31,953,169	2013	\$40,393,020
2009	\$22,755,641	2014	\$36,811,041
2010	\$23,722,989	2015	\$35,836,904

SUSTAINABLE AGRICULTURAL REPORT

BIOLOGICAL CONTROL PROGRAMS

PEST	AGENT/MECHANISM	PROGRAM
KLAMATH WEED	KLAMATH WEED BEETLE	COUNTY WIDE
ITALIAN THISTLE	SEEDHEAD WEEVIL	COUNTY WIDE
PUNCTURE VINE	STEM & SEED WEEVIL	COUNTY WIDE
ASH WHITE FLY	ENCARSIA WASP	COUNTY WIDE
YELLOW STARHISTLE	BANGASTERNUS ORIENTALIS	COUNTY WIDE
YELLOW STARHISTLE	EUSTENOPUS VILLOSUS	COUNTY WIDE
YELLOW STARHISTLE	LARINUS CURTUS WEEVIL	COUNTY WIDE
YELLOW STARHISTLE	YELLOW STARHISTLE GALL FLY	COUNTY WIDE

PEST PREVENTION ACTIVITIES

PEST ERADICATION

PEST	ACTIVITY	SITES
RUSSIAN KNAPWEED	HAND PULLED	1 SITES
PERENNIAL PEPPERWEED	CHEMICAL / HAND PULLED	3 SITES

PEST EXCLUSION

TYPE	SHIPMENTS INSPECTED	REJECTIONS
TRUCKS	16	0
GYPSY MOTH	1	0
GLASSY-WINGED SHARPSHOOTER	64	0

PEST DETECTION

INSECT TRAPPING PROGRAM

TYPE OF TRAP	NUMBER OF TRAPS
GYPSY MOTH	150
MEDITERRANEAN FRUIT FLY	16
JAPANESE BEETLE	25
ORIENTAL FRUIT FLY	11
MELON FRUIT FLY	11
LIGHT BROWN APPLE MOTH	16
GLASSY-WINGED SHARPSHOOTER	31
EUROPEAN GRAPEVINE MOTH	58

CERTIFIED FARMERS MARKETS

NUMBER OF MARKETS	NUMBER OF VENDERS
4	19

ORGANIC FARMING STATISTICS

TYPE OF FARM	NUMBER OF FARMS
VEGETABLES	3
WINE GRAPES	3